







A PARENT'S GUIDE TO EMERGENCIES AT LAUSD SCHOOLS

During an Emergency

 <p>Communication</p>	<ul style="list-style-type: none"> Information will be provided through automated phone, text and email messages, District or school websites, and local TV broadcast – depending on the circumstances of the emergency. During an emergency, students may not have access to a personal cell phone.
 <p>At Home</p>	<ul style="list-style-type: none"> Ensure personal safety first; your child will be cared for at school until you arrive. Walk to school if possible; streets may be unsafe or dangerous to navigate. Leave a note at home indicating destination and time left; others may look for you.
 <p>At School</p>	<ul style="list-style-type: none"> The primary role of a school is the safety and welfare of the children; school is one of the safest places for students to be during an emergency. School personnel are required by law to remain on duty for the duration of an emergency. LAUSD schools have a 3-day supply of water, food, and other emergency supplies.
 <p>Items to Bring</p>	<ul style="list-style-type: none"> Driver's license or other photo identification. Cell phone (for updates). Medical information and medication, if applicable.
 <p>Arrival at School</p>	<ul style="list-style-type: none"> Prepare to arrive calm, patient, and ready to follow school personnel directions; encourage others to do the same. Expect to wait outside the school until all students are accounted for and staff begins the student release process.
 <p>Student Release Process</p>	<ul style="list-style-type: none"> Students will be released in an orderly manner, to ensure safety and properly account for all students. Parents and emergency card designees will line up at the Request Gate to inform staff which children they are picking up. Staff will match names of parents/designees to names on the emergency card pick-up list. Only those listed on the emergency card will be allowed to pick up students. Parents/designees will sign children out at the Reunion Gate.

Prepare Now

- Download LAUSD EM Community Emergency Plan app at lausd.org/emergencyapps
- Call 311 and inform school staff about encampment locations near schools.
- Update contact information on school emergency cards.
- Locate the school Request and Reunion Gates.
- Download the LASAR app to report any threat.
- Learn more at the Parent Emergency Information website: lausd.org/pei

